

# AUSTRALIAN FISHING AT IT'S BEST

It's out there!



## Nomad Sportfishing Onboard Information

Thank you for choosing Nomad Sportfishing for your next bluewater fishing adventure. Our aim is to provide you with the best bluewater fishing trip in Australia. Our info sheet will give you all the information you need to have a great time on any of our fly out fishing trips. Our staff and crew are there to assist you in any way possible at any time, so please feel free during your trip to let us know if there is anything else we can do for you. Your satisfaction, enjoyment and safety is our number one priority. We recommend that you keep this information sheet to assist in packing/planning for your trip.

### Departure Details

Departure for all floatplane flights to Kenn, Frederick, Wreck, Marion, Flinders, Diamond Islets, Bugatti Reef, Shoalwater Bay and Elusive Reef will be ex the Island Air terminal at Hamilton Island Airport. Courtesy buses provided by the hotel you are staying with will meet you on arrival at Hamilton Island and take you to your accommodation. An Island Air courtesy bus will pick you up from your hotel ahead of the floatplane flights. Island Air are the operators of the floatplane service. You will be contacted in writing 1 week before departure for your trip with final confirmation details for your trip. In this correspondence you will be advised of an estimated pickup time from your Hotel on the day of departure for the reef, but you **MUST CALL** Island Air on the numbers given, the day before your flight to the reef, to get a confirmed hotel pickup time from Island Air. Alternately you may ask your hotel desk to phone Island Air for you on arrival to the hotel. For details regarding Jewell Reef logistics please contact our office.

### Connecting Flights

Connecting flights to Hamilton Island can be booked through Qantas, Virgin Blue and Jetstar airlines. Please **ENSURE** that your connecting flights to Hamilton Island arrive the day before you fly to the reef, and depart the day after you return from the reef. This allows for some flexibility as far as weather and tides go for the seaplane to land at the reef. If you have a whole boat booking we do have some flexibility for connecting flights from Mackay to save staying a night at Hamilton Island if you wish.

### The Seaplane


Your transport to the reefs will be aboard a Cessna Caravan equipped with floats. This plane can land at most reefs in up to 30kn of wind, but only at low tide in strong winds. It is for this reason that we ask you to allow some leeway with connecting flights just to avoid any missed flights. This is particularly important for guests coming from outside Australia.

The Seaplane is run by Island Air at Hamilton Island and while we have not yet missed a flight, there is a chance of flights being delayed in extreme weather conditions. This is highly unlikely but it is a possibility that needs to be considered before travel. In the event of a delay the airline will be arranging overnight accommodation for any clients requiring this type of assistance, but neither the airline nor Nomad Sportfishing can be held responsible for issues with connecting flights as a result of this event and we strongly recommend that you take out travel insurance for your trip.

The times of year we operate are outside normal extreme weather periods, and we must reiterate that it is **HIGHLY** unlikely that there will be a problem with seaplane flights, but it is something we would rather make you aware of now rather than when it happens.

### Weight Limit on the Plane


There is a strict 20kg weight limit on the seaplane on the way out to the Coral Sea. If you exceed this weight limit it is at the pilot's discretion that you may be asked to leave some baggage behind. Any clients who have a problem with this limit should call us as we may be able to make arrangements for you.



# AUSTRALIAN FISHING AT IT'S BEST

## Nomad Sportfishing Onboard Information

It's out there!



### Payment of Deposits

We require a 50% deposit to secure your position on any of our trips. We cannot consider you as being booked and having reserved a place until the 50% deposit is received. If you tell us you are booking and would like to reserve a place, we will hold the position for you for a period of 48hrs to allow you to send your deposit.

Deposits are non refundable, but we will allow you to transfer the date of your trip if there is a legitimate reason, and we are notified of the request in writing at least 100 days prior to departure for the trip. In the case of medical conditions or family emergencies we will obviously make every effort to accommodate your circumstances. Please note that if you cancel your trip within the 100 day window prior to the trip, for whatever reason, your deposit will be forfeited unless we are able to fill your position. If we are able to fill the position, you will be charged an administration fee of 6% of the trip cost, and the remainder of your deposit will be refunded.

Full payment for trips will be required 4 weeks before departure.

### Onboard Tackle Shop

We will be running a tackle shop onboard the vessel, which will cater to all tackle needs while on your trip. Our tackle shop stocks everything you will need for a week in the Coral Sea. All the tackle we recommend to bring will be available onboard to purchase. You can simply fly in step aboard and go fishing safe in the knowledge that all the very best tackle available will be on hand for you to use for the week. You can ask us to send you the tackle shop prices, or simply check them out on the website before you come out.

### What Fishing Gear Do You Have To Pay For Onboard?

We ask anglers to pay for all terminal tackle and lures used/lost because this is such a variable cost from week to week and it is very difficult for us to factor into the pricing. We believe a user pays system is much fairer for all onboard.

Onboard our dories and gameboats the skippers and guides will have all the lures/terminal tackle you need for each day. This will be professionally rigged and ready to go when you get onboard every day. Whatever tackle is lost will be put on each anglers tab throughout the week. We do require each angler to pay for all lost terminal tackle according to the following guidelines:-


- Any new lure used (deployed overboard) will be payed for by the angler using that lure. That lure is then the property of the person first using the lure, and they are welcome to keep it at the end of the day.
- Any old lure that is lost will be put onto the account of **the person who was on the rod** when the lure was lost. If you are trolling and pick up a rod that happens to get busted off by a fish, then that is your lure.
- Any line lost from our reels due to bustoffs or reefings will be put on the persons account who lost the line. People will not be charged if line is simply changed because it is old.
- Any rods or reels that are broken or dropped overboard will need to be payed for.
- Any line, rods or reels lost will be paid for at our cost price.

All tackle will be noted down each day by your guide/deckie and placed on your tackle tab sheet that evening. You will then be expected to settle the account at the end of the week via credit card, or cash.

### What Else Do You Pay For While Onboard?

Well, not much, but the following is a list of other services we provide, and some extras that you may have to pay for while onboard.

- Scuba diving is available on all our fishing trips and will be charged at \$65 per dive. All gear required is onboard
- Wine, bottled beer and spirits are available at our bar, with prices shown in our Tackle Shop and Bar price sheet.
- We run a shop which sells T-shirts, hats, stubby coolers, pictures, calendars and numerous other Nomad Sportfishing promotional items.



# AUSTRALIAN FISHING AT IT'S BEST

It's out there!



## Nomad Sportfishing Onboard Information

### Alcoholic beverages

Our onboard bar will provide complimentary XXXX Gold beer on tap for the duration of the trip. There are 2 kegs provided free of charge on each trip. We will not be permitted to serve alcohol to intoxicated persons. The decision of our staff will be final on this matter.

Our bar stocks a full range of local and imported beer as well as spirits, and wines. These will all be available for purchase onboard the vessel at any time. Please advise us if you have any specific requirements and we will make sure it is aboard the vessel for your convenience. We also have a selection of wines aboard for purchase at dinner, but we do allow BYO wine

### Clothing

Bring plenty of long sleeved shirts and sun protective headwear. Broad brimmed hats are a must in the often hot climate. Polarised sunglasses are also very useful for fishing around the lagoons. Suitable footwear for walking around the rough coral found on the sand cays and islands is also essential. Also remember to bring a supply of sunscreen.

Please remember to bring some warm clothes for any trips booked between June-September as it can get a little chilly at night out on the water. A raincoat/sprayjacket is recommended for all trips as a precaution

### Tipping the Crew

While it is not expected or required, if you feel that any member of the crew, or the whole crew have provided you a level of service worthy of a tip, then please feel free to provide them with a tip. The amount of the tip is at your discretion, but we usually tell people to do the same as they might do in a restaurant. ALL tips received by the crew are placed into a pool and split evenly between all crew on the mothership at the end of the week, so please feel free to give the tip to a particular crew member, as it will certainly be appreciated, or just give it to one of the senior crew if it is a general tip for the whole boat.

### Payment for items onboard - Tackle/Bar/Other Extras

All clients wishing to purchase any items including tackle and drinks onboard will be asked to pay for their purchases at the end of each week. We will keep a running tab for the week and ask each person to sign their ledger at the end of the week and this will have all purchases for the week detailed. Once you have signed the purchase sheet we will process your payment via credit card or cash.


### Meals Onboard

All meals onboard are catered for by our chef. If you have any food allergies, or any special dietary requirements we need to be notified of them at least 6 weeks prior to departure for your trip, otherwise we cannot guarantee that we can accommodate these special requirements.

Breakfast usually consists of a continental breakfast with toast, cereal, fruit juice, bacon, eggs, hash browns and sausages, or a combination of these. Lunches are available to be eaten onboard the mothership, should you choose to return for lunch, or a packed lunch is taken onboard each vessel, usually consisting of ham or chicken and salad wraps with fruit and muesli bars or biscuits available throughout the day. Dinner is a 3 course feast every night, and this is where our Chef shines. An entree, main and dessert will be served, and the nature of these dishes varies from week to week. All soft drinks, fruit juice, keg beer and bottled water are supplied while onboard.


### Fuel Surcharge

Due to the uncertainty of world oil prices, we are now having to charge a fuel levy on charters if the price of fuel changes too dramatically. If the price of diesel or unleaded fuel goes over \$1.50/litre local pump price in Australia, we will be charging \$75/person for every 10 cents over \$1.50/litre for diesel fuel and \$25/person for every 10 cents over \$1.50 for unleaded fuel. You will be notified before the trip if this levy applies and the additional amount will be placed onto your bar or tackle tab at the end of the week.



# AUSTRALIAN FISHING AT IT'S BEST

It's out there!



## Nomad Sportfishing Onboard Information

### Cabin Reservation

We have 2 forward cabins on Odyssey which are twin share. These cabins can be reserved on a first in first served basis for any trips. The cost to reserve these cabins is \$250/person twin share, or \$500 for an individual.

### Music Onboard

Please feel free to bring any CDs or your Ipod onboard the vessel. If bringing an Ipod, please make sure you have an AV jack to plug into the front of a Yamaha amplifier.

### SCUBA Diving

We offer Scuba Diving as part of all our Coral Sea trips. You can do anything from an introduction to Scuba course, right through to an advanced open water ticket. We have Nitrox and normal fills available. If you want to do an open water dive with our dive instructor or dive master you will need to present a Valid and current open water PADI dive ticket. You cannot dive unless our dive instructor sights your ticket.

Anyone wanting to dive on any trip should contact our office and make prior arrangements for their desired amount of diving.

### Fishing Between the Boats

The key to your Ultimate Adventure or Lagoon Explorer trip is variety of fishing styles. As such you will be rotated throughout our range of vessels over the duration of your trip. You can expect to be fishing on any of our 18ft, 25ft or 36ft sportfishers. We generally start each Ultimate Adventure trip using the 2 x 36ft and 1 x 25ft vessels on all trips with 4 anglers and crew on each vessel. If a whole group of 4 anglers chose not to use one of the larger 36ft vessels on any day, they could then choose to fish from our 2 x 18ft sportfishers, with only 2 anglers per vessel. We have an option to suit everyone, it just depends on what each group wants to do.

On the Lagoon Explorer trips, you will be fishing from our 1 x 25ft and 3 x 18ft vessels, and will be rotated between the vessels throughout the week.

The main thing to be aware of is that you will be swapping between boats during the course of your trip, and if you are not happy to do this for any reason, please contact us and we can make alternate arrangements for your trip.


### Safety Aboard The Odyssey

We take your safety very seriously in such a remote environment. We need to be advised if you have any medical conditions which we need to be aware of. We also ask that you tell us of any allergies or food related issues so we can cater accordingly.

During the course of your trip you will need to be able to climb from the mothership onto any of our smaller vessels. This is not at all difficult, and assistance is always provided by the crew, but we do ask that you take EXTREME caution when moving from one vessel to another. Just follow the instructions from the crew when boarding and disembarking vessels, and always take your time and ensure a good safe footing.

We have a full medical kit and our crew are familiar with safety techniques and resuscitation. However we need you to be aware that you are travelling to a remote location and while we have taken every step to ensure your safety there are still some risks involved with being in a remote location, should a medical emergency occur. By joining one of the trips to the Coral Sea, and after having signed the booking form, you do agree to absolve Nomad Sportfishing and its employees of any liability for any harm that may come to you as a result of this trip. Nomad Sportfishing obviously always takes its duty of care to each and every guest very seriously, and every measure possible is taken to ensure your safety. This agreement does also not absolve in any way the responsibility of Nomad Sportfishing to provide the safest possible environment for your trip, but it must be accepted that risks still exist, and by signing the deposit form, you formally agree to absolve Nomad Sportfishing of ANY legal liability for any injury, harm or other incident that may occur as a result of one of these trips. By signing the deposit form you also agree to adhere strictly to all safety procedures and instructions given by the skipper and crew at ALL times.

ALL garbage will be disposed of according to our onboard guidelines, and NOTHING is to be thrown over the side of any vessel while in these pristine areas.



# AUSTRALIAN FISHING AT IT'S BEST

It's out there!



## Nomad Sportfishing Onboard Information

### Travel Insurance

We recommend that all clients take travel insurance for their trips. In the event that a trip is cancelled due to weather or any unforeseen circumstances, we cannot accept responsibility for any loss of airfares, lost holiday time or any other financial consequences as a result of the booking. We make every effort to conduct all trips on time and to the proposed itinerary, but this itinerary may change due to weather or other circumstances beyond our control. Please note that we do make every effort to conduct trips as planned. Cancellations are exceptionally rare, and have not in fact happened to us yet, but we believe travel insurance is a wise investment against any unforeseen circumstances.

### Weather Cancellations

In the event that a trip is cancelled, usually only due to exceptionally strong winds, we will offer clients the option to reschedule at the next available opportunity. Cancellations due to weather are at the discretion of the skipper, and decisions will be made in consultation with the guests. Cancellations will only occur if Island Air deems it unsafe to fly by floatplane or if our skipper deems it unsafe to be at sea. We must reiterate again that we do operate outside the cyclone season to avoid these type of weather issues, and it is highly unlikely that a trip will be cancelled at the time of year we normally operate.

### Photo Service

We will provide you with a DVD compilation of all the images from all crew and guest's cameras on your trip. You do not need to bring anything for this, and it is complimentary. You will go home with a DVD with a huge collection of everyone's pictures from the trip.

### Phone and Email Service

We have a satellite phone and email system onboard which is available for general usage. The satellite phone can be used from anywhere on the vessel and is operated through a normal household cordless phone. To use the satellite phone you will have to buy a phonecard for \$45. This will allow between 20-30 minutes talk time depending on time of the week. Cheaper calls on weekend. Email is available and the cost for the email service is \$8/100Kb of information sent/recieved via our system.

### Taking Fish Home

We do discourage taking fish home, and there are weight limits on the plane which make it very difficult to bring anything back to the mainland. We also remind anglers that these are fragile and pristine ecosystems and our main goal is to preserve the fish stocks at these reefs for future years. For this reason we do not facilitate the bringing home of fish fillets. However we will be eating fresh fish while on the trip, and we only keep what we need for immediate consumption.


**Linen** - All linen including pillows, sheets, blankets and towels are provided aboard the vessel.

### Clothes Washing Service

We can wash a small number of clothes while onboard, but it will be limited to 5 items per person. After 5 items there will be an additional charge of \$1 per item being washed. We do have to make our own water and therefore we do need to limit the washing of clothes.

### Drinking Water

We have desalinated water onboard the mothership, this water tastes better than bottled water. We also have bottled water, but there is a limited supply of this due to space considerations. We ask that you take one bottle of water per day and refill the bottle throughout the day from the supply of desalinated water onboard the mothership. Please also help us by conserving water, as we do have to make ALL water onboard the vessel.



# AUSTRALIAN FISHING AT IT'S BEST

It's out there!




## Nomad Sportfishing Onboard Information

### Fish Handling and Fish Release Code of Practice

Particular attention must be paid to these guidelines by ALL guides, skippers, fishing crew and guests.

Compliance with these guidelines is mandatory for attending any trip, and this code of conduct will be strictly enforced with no exceptions.

- All fish are to be handled in a way which does not damage them.
- No fish is ever to be removed from the water tail first, or held up by it's tail, as this is likely to break the fish's back. All fish should be held up with a hand on the tail, and another hand supporting under the belly or gill plates of the fish. Hands are NEVER to be placed inside the fish's gills for photographs.
- Barbless single hooks are to be used at ALL times. Under no circumstances is anyone permitted to use trebles of any kind for any fishing conducted with Nomad Sportfishing in any location.
- Wet gloves or wet shirts are to be worn by any guest holding a fish, and wet gloves are the only acceptable way in which a guide or guest should ever hold a fish.
- Fish should never come in contact with a dry shirt. If a fish is likely to come into contact with a dry shirt while being held for a picture, the guests shirt will be sprayed with salt water to ensure the fish does not lose it's protective slime coating.
- When using a lip gaff to remove a fish from the water, be particularly careful to insert the lip gaff in a way in which it does not damage the fish's tongue or jaw. It should be inserted under the tongue and out the opening under the jaw, ensuring the fish is not damaged
- Each guest is allowed to choose 2 dogtooth tuna per week to remove from the water and photograph. Once they have removed their 2 dogtooth tuna from the water, any other fish can be photographed in the water before release, with the angler kneeling near the fish whilst still in the water.
- Dogtooth tuna being released in the water should be released, using a release weight, if there is any sign of a bloated swim bladder.
- When a dogtooth tuna is taken from the water, it is not to be out of the water for longer than 20 seconds for a photograph. This is as determined by the skipper of the vessel. All necessary arrangements for pictures must be made before the fish is removed from the water. There are no exceptions for this, and journalists/presenters must also adhere to these rules. Cameras must be made ready if required, but most skippers will have a camera on which to take photographs and can assist with this
- If fishing in any location where a fish is taken by a shark, the skipper of the vessel is required to immediately move from that location, by at least 500 metres, and cease all fishing in that spot. The skipper is not to return to the location of the shark attack for at least 2 hours.
- ALL fish that come to the surface with an inflated swim bladder will be popped by inserting a special deflating device into the abdomen, just behind the pectoral fin. This shall be as demonstrated by an experienced skipper or guide.
- All fish that come to the surface with an inflated swim bladder will be released on a release weight. The crew will ensure that the release weight is ready at all times to be deployed when fishing. It is the vessel skipper's responsibility to ensure this device is onboard and used at all times.
- No dead fish are to EVER be left floating on the surface. If a fish has died, it will be brought back to the mothership, and used appropriately.
- ALL GT's and dogtooth tuna are to be tagged in the appropriate location before release. The skipper of the vessel tagging the fish is responsible for returning tag cards.
- Any angler bringing tackle of their own which is not in line with the tackle recommendations for that particular location will be instructed to use the gear supplied onboard the vessel or will not be allowed to fish. This applies particularly to dogtooth tuna fishing and GT fishing in certain locations. Light tackle results in lost fish, fish being sharked, and exhausted fish, all of which are unacceptable to our environmentally sustainable ethics



# AUSTRALIAN FISHING AT IT'S BEST

## Nomad Sportfishing Onboard Information

It's out there!



### Onboard the smaller fishing vessels

Toilet facilities are available onboard our 36ft sportfishing vessels but the smaller 18ft and 25ft centre consoles do not have toilets fitted. These vessels are often used for morning and afternoon fishing sessions, where this is unlikely to be a concern, but if you have any problems with this arrangement, please let us know and we may be able to ensure a porta potti toilet is onboard a vessel for you.

### Smoking

Smoking is permitted on the mothership, but on the top deck area only. We are very strict on the enforcement of where you can smoke as we usually have a large amount of fuel stored around the vessel and hot ash poses a major safety hazard near fuel breathers for fuel such as unleaded and Jet fuel, both of which have a very low flashpoint.

Smoking is also permitted onboard the smaller fishing vessels, but it will be as per the guidelines identified by the crew on these vessels.

### Personal Items

Please bring all of your own soap, personal sanitary items, toothpaste and toothbrush. Earplugs are also a good idea when sharing a cabin with potential snorers.

### Upon Arrival onboard the Odyssey


When you step off the seaplane and aboard the mothership you will be greeted by our crew and asked to make your way to the top deck of the mothership to allow us to unload and reload the seaplane. All your bags will be placed downstairs in the main saloon, and after the safety briefing, you will be directed to choose a cabin, and take your luggage to that cabin.

### Tackle Kits

We offer a starter tackle kit intended to give you enough tackle to get you started at each location. This covers everything you need for trolling minnows, jigging for all species and casting poppers. We need to know at least 6 weeks before you arrive if you want a kit so we have enough stock for each block of trips. The tackle kits are modified to cater for each location due to the different styles of fishing at each location. The details of the tackle kits are as follows:-


#### Marion Reef - \$385

- Owner GP60 split ring pliers
- Smith casting Gloves
- 6 Heavy Duty 300lb Split Rings
- 6 x 500lb Stainless steel swivels
- 1 x 165g Mejjyume Smith Jig
- 1 x 180g Masamune Smith Jig
- 2 x Owner SJ-41 11/0 Jig hooks(or similar) prerigged on heavy Duty Kevlar Cord
- 2 x 4oz TT lure heavy duty Jig Heads
- 2 x 2oz TT Lures heavy duty jig heads
- 2 x packets 5" Bozos mullets
- 1 x Nomad 150 Stickbait rigged with 2 x SJ-41 11/0 Owner hooks and 1 x 9/0 Owner Jobu
- 1 x River2Sea downsider 200 minnow rigged with 2 x SJ-41 11/0 Owner hooks and 1 x 9/0 Owner Jobu on the tail.



# AUSTRALIAN FISHING AT IT'S BEST

It's out there!



## Nomad Sportfishing Onboard Information

### Kenn/Wreck Reef - \$385


- Owner GP60 split ring pliers
- Smith casting Gloves
- 6 Heavy Duty 300lb Split Rings
- 6 x 500lb Stainless steel swivels
- 1 x 165g Mejiyume Smith Jig
- 1 x 180g Masamune Smith Jig
- 2 x Owner SJ-41 11/0 Jig hooks (or similar) prerigged on heavy Wire
- 4 x 4oz TT lure heavy duty Jig Heads
- 2 x packets 5" Bozos mullets
- 1 x Nomad 150 Stickbait rigged with 2 x SJ-41 11/0 Owner hooks and 1 x 9/0 Owner Jobu
- 1 x River2Sea downsider 200 minnow rigged with 2 x SJ-41 11/0 Owner hooks and 1 x 9/0 Owner Jobu on the tail.

### Bugatti/Elusive/Jewell Reef - \$400

- Owner GP60 split ring pliers
- Smith casting Gloves
- 6 Heavy Duty 300lb Split Rings
- 6 x 500lb Stainless steel swivels
- 1 x 165g Mejiyume Smith Jig
- 2 x Owner SJ-41 11/0 Jig hooks(or similar) prerigged on heavy Duty Kevlar Cord
- 4 x 4oz TT lure heavy duty Jig Heads
- 1 x 2oz TT Lures heavy duty Jig head
- 1 x 1oz TT lures heavy duty Jig head
- 2 x packets 5" Bozos mullets
- 2 x packets 4" Bozo Mulletts
- 1 x Nomad 125 Stickbait rigged with 2 x SJ-41 11/0 Owner hooks and 1 x 9/0 Owner Jobu
- 1 x Rapala X-Rap rigged with Owner SJ-41 single hooks
- 1 x Nomad 'JAI' Popper rigged with 2 x SJ-41 11/0 Owner hooks and 1 x 9/0 Owner Jobu

### Shoalwater Bay - \$385

- Owner GP60 split ring pliers
- Smith casting Gloves
- 6 Heavy Duty 300lb Split Rings
- 6 x 500lb Stainless steel swivels
- 1 x 4oz TT lure heavy duty Jig Heads
- 1 x 2oz TT Lures heavy duty Jig head
- 4 x 1oz TT lures heavy duty Jig head
- 2 x packets 5" Bozos mullets
- 2 x packets 4" Bozo Mulletts
- 1 x Nomad 150 Stickbait rigged with 2 x SJ-41 11/0 Owner hooks and 1 x 9/0 Owner Jobu
- 2 x Nomad 'JAI' Popper rigged with 2 x SJ-41 11/0 Owner hooks and 1 x 9/0 Owner Jobu



# AUSTRALIAN FISHING AT IT'S BEST

## Nomad Sportfishing Onboard Information

It's out there!



### Diamond Islets - \$385

- Owner GP60 split ring pliers
- Smith casting Gloves
- 6 Heavy Duty 300lb Split Rings
- 6 x 500lb Stainless steel swivels
- 1 x 180g Masamune Smith Jig
- 2 x Owner SJ-41 11/0 Jig hooks(or similar) prerigged on heavy Duty Kevlar Cord
- 4 x 4oz TT lure heavy duty Jig Heads
- 2 x 2oz TT Lures heavy duty jig heads
- 2 x packets 5" Bozos mullets
- 1 x Nomad 150 Stickbait rigged with 2 x SJ-41 11/0 Owner hooks and 1 x 9/0 Owner Jobu
- 1 x River2Sea downsider 200 minnow rigged with 2 x SJ-41 11/0 Owner hooks and 1 x 9/0 Owner Jobu on the tail.

### What Rods/Reels to Bring


If you don't want to bring anything you don't have to. Just fly in step aboard, go fishing and relax. If you want to bring some of your own tackle, you will need to bring gear that is up to at least the standard detailed below. We require the use of heavy lines in some situations to ensure fish are landed quickly and released in good condition. If you do not bring tackle up to this standard, you will not be permitted to use it in certain situations. We have split the recommended tackle up based on the various reefs we visit.

### Marion, Kenn and Wreck Reef

- Heavy Jig Outfit:- 130lb MINIMUM braid either Tuf Line XP or Varivas, jig rod such as Shimano T Curve heavy duty series, Saltiga Dogfight 6500 or Stella 20000FA or Torsa 30 jig reel
- Heavy Popper Outfit :- 100lb-130lb braid either Tuf Line XP or Varivas, Shimano T Curve 15-24kg Bluewater Spin or a Carpenter SP78EXH or WV80XH, Saltiga Dogfight or Saltiga 6500, or Stella 10000FA with 20000FA spool.
- Light Spin Outfit :- Shimano Twinpower 4000 or Daiwa Certate 4000 with 30lb braid and a rod around 6'6" – 7' suitable for casting light poppers and smaller soft plastics in the 3/8oz – 1oz range.
- Medium Spin:- Shimano Twinpower 6000 or Daiwa Certate with 65lb braid and a rod around 6' - 6'6" suitable for casting small poppers and dropping soft plastics in the 2oz-4oz range.

### Bugatti, Elusive and Jewell Reef

- Medium Popper Outfit:- 80lb - 90lb braid either Tuf Line XP or Varivas, a Stella 10000FA reel or Saltiga 6500 matched to a rod around 8ft such as a carpenter SP80M or a DJ83ML.
- Heavy Popper Outfit :- 100lb-130lb braid either Tuf Line XP or Varivas, Shimano T Curve 15-24kg Bluewater Spin or a Carpenter SP78EXH or WV80XH, Saltiga Dogfight or Saltiga 6500, or Stella 10000FA with 20000FA spool.
- Light Spin Outfit :- Shimano Twinpower 4000 or Daiwa Certate 4000 with 30lb braid and a rod around 6'6" – 7' suitable for casting light poppers and smaller soft plastics in the 3/8oz – 1oz range.
- Medium Spin/troll:- Shimano Twinpower 6000 or Daiwa Certate, or a torsa 20 style overhead with 65lb braid and a rod around 6' - 6'6" suitable for casting small poppers and dropping soft plastics in the 2oz-4oz range.



# AUSTRALIAN FISHING AT IT'S BEST

It's out there!



## Nomad Sportfishing Onboard Information

### Diamond Islets and Flinders Reef

- Heavy Jig Outfit:- 130lb MINIMUM braid either Tuf Line XP or Varivas, jig rod such as Shimano T Curve heavy duty series, Carpenter OH55XH-S, Saltiga Dogfight, 6500 or Stella 20000FA or Torsa 30 jig reel
- Heavy Popper Outfit :- 100lb-130lb braid either Tuf Line XP or Varivas, Shimano T Curve 15-24kg Bluewater Spin or a Carpenter SP78EXH or WV80XH, Saltiga Dogfight or Saltiga 6500, or Stella 10000FA with 20000FA spool.
- Medium Spin:- Shimano Twinpower 6000 or Daiwa Certate with 65lb braid and a rod around 6' - 6'6" suitable for casting small poppers and dropping soft plastics in the 2oz-4oz range.

### Shoalwater Bay

- Ideally 2 x Heavy Popper Outfits :- 130lb braid Minimum either Tuf Line XP or Varivas, Shimano T Curve 15-24kg Bluewater Spin or a Carpenter SP78EXH or WV80XH, Saltiga Dogfight or Saltiga 6500, or Stella 10000FA with 20000FA spool.
- Light Spin Outfit :- Shimano Twinpower 4000 or Daiwa Certate 4000 with 30lb braid and a rod around 6'6" – 7' suitable for casting light poppers and smaller soft plastics in the 3/8oz – 1oz range.
- Medium Spin:- Shimano Twinpower 6000 or Daiwa Certate with 65lb braid and a rod around 6' - 6'6" suitable for casting small poppers and dropping soft plastics in the 2oz-4oz range.
- Baitcaster:- Something like a Shimano Chronarch with 20-30lb braid on a 5'6" – 6'6" rod.